

DAILY E6



**CHANGE YOUR
BUSINESS
PERSPECTIVE**

IVECO

Your partner for sustainable transport

DAILY E6

CHANGE YOUR BUSINESS PERSPECTIVE.



THE NEW DAILY E6 VAN AND CAB CHASSIS RANGE FROM IVECO IS PROOF THAT PAYLOADS, PRODUCTIVITY AND TOUGH UNDERPINNINGS SHOULDN'T COME AT THE EXPENSE OF ADVANCED SAFETY, SUPERIOR EMISSIONS PERFORMANCE OR OUTSTANDING LEVELS OF COMFORT.

Combining the latest in Euro 6 (E6) engines, that produce fewer emissions while offering more power than their predecessors, an expanded array of intelligent active safety equipment and a suite of advanced driver appointments, Daily E6 is more refined and carlike to drive than ever. But when it's time to get the demanding jobs done, owners can also rest assured knowing that Daily E6 continues to offer market-leading GVM and volumes*, along with a tough, full C-Section chassis and options including PTO (cab chassis), rear airbag suspension and rear differential lock – reminders of IVECO's position as a leading commercial vehicle specialist.

Daily E6 has everything you need – it'll change your business perspective.

*Van range.

WHY DAILY E6?

WHEN IT COMES TO PRODUCTIVITY, PERFORMANCE, SAFETY AND COMFORT, DAILY E6 HAS GOT YOU COVERED.



Vehicle shown with optional tray

PRODUCTIVITY

- GVMs from 3.8t to 7.2t (market-leading with 7t van)
- Market-leading volumes from 7.3m³ to 19.6m³
- Up to 4t payloads
- Tough C-Section chassis
- Rear airbag suspension*
- Rear diff lock*
- Long service intervals
- Run-lock function*

*Optional.

†Available as part of Pack contents – see p 20.

PERFORMANCE


- Efficient, low emission Euro 6 engines
- Market-leading power from 100kW to 155kW
- Market-leading 8-speed full automatic transmission option
- Multiple option packs
- Fuel reduction technologies
- Expansion module*
- PTO*

SAFETY

- Four SRS airbags
- Adaptive Cruise Control
- Advanced Emergency Braking
- City Brake[†]
- Queue Assist[†]
- Lane Departure Warning[†]
- Front and rear disc brakes with ABS, EBD and ESP 9
- Daytime Running Lamps (DRLs)

COMFORT

- Passenger car seating position
- Suspended, fully adjustable and heated driver's seat
- Steering wheel-mounted controls
- Hi-Connect multimedia system with GPS and Bluetooth[†]
- Automatic controlled air conditioning[†]
- Tyre pressure monitoring system[†]
- Inductive phone charging[†]
- Soft touch steering wheel



**THERE'S A DAILY E6
FOR EVERY JOB.**



THE DAILY IS IDEAL FOR:

- Tradespeople
- Couriers / pick-up and delivery work
- Rental fleets
- Catering vehicles
- Refrigerated transport
- Service vehicles
- Roadside repairs
- Emergency services
- Motorhome / Campervan

For tradespeople such as plumbers, electricians, builders, bricklayers, concreters, carpenters and the like, the Daily E6's generous payload options allow them to easily transport materials, equipment and work crews to the job site efficiently and in comfort. For courier and delivery workers who spend long hours on the road and are regularly in and out of their vehicles, the Daily E6's easy ingress and egress, user friendliness and ergonomic cabin make it ideal for long hours in traffic and making deliveries.



THE DAILY'S VERSATILITY
HAS MADE IT A FAVOURITE
FOR A BROAD RANGE OF
APPLICATIONS, WHATEVER
BUSINESS YOU'RE IN.

DAILY E6 RANGE OVERVIEW

WHETHER YOUR BUSINESS REQUIRES A SECURE, FULLY ENCLOSED BODY, OR THE FLEXIBILITY OF A CAB CHASSIS, DAILY E6 OFFERS A BROAD RANGE OF MODEL CHOICES TO CLOSELY MATCH YOUR NEEDS.



VAN

The IVECO Daily E6 Van range comprises 35S, 50C and 70C variants, and is available in single and dual wheel options with volume capacities of 7.3m³, 9m³, 12m³, 16m³, 18m³ and a market-leading 19.6m³, making them ideal for cumbersome, volumetric loads. There are also four GVM options to select from, starting at a passenger car-licence 3,800kg and 4,495kg, through to a light truck licence 5,200kg and market-leading 7,000kg, providing generous payload capacity.

Model-dependent, powering the Van and Cab Chassis range are up to three Euro 6 engines, beginning with a 2.3 litre, direct injection and intercooled diesel with electronically-controlled Variable Geometry Turbine (e-VGT), which produces 100 kW (136hp) of power and 350 Nm of torque (only available in 35S van).

For additional power, IVECO also offers a 3.0 litre, direct injection engine with Variable Geometry Turbine (VGT) that outputs 132kW (180hp) and 430 Nm. This engine is standard fitment on the remaining Van and Cab Chassis models in the range. All Daily E6 Van and Cab Chassis variants can also be specified with a direct injection 3.0 litre variant with electronically-controlled Variable Geometry Turbine (e-VGT), that develops a market-leading 155kW (210hp) and 470Nm.

Also common to both product line-ups are two transmission choices; a smooth-shifting 6-speed synchromesh double overdrive manual, or the market-leading 8-speed full torque converter automatic, for more relaxed driving in stop and start traffic conditions.

CAB CHASSIS

Those in the market for a Cab Chassis will also be impressed with what Daily E6 offers. The Daily E6 is a versatile workhorse that's widely used in trade, pick-up and delivery, and specialist applications.

Comprising 50C and 70C models and offering Dual Cab variants, Daily E6 Cab Chassis GVM options start at 4,495kg and extend to 5,200kg, 7,000kg and 7,200kg. There are also multiple wheelbase choices, allowing owners to fit a wide selection of body types.

Cab Chassis models are also available with an expansion module and Power Take-Off (PTO) option, which allows body builders to equip these models with more sophisticated bodies.

Model dependent, braked towing capacity is 3,200kg (35S van only) or 3,500kg across the Van and Cab Chassis ranges, providing generous capacity for owners who need to tow a trailer.

MORE POWER WITH LOWER EMISSIONS

At the heart of the new Daily E6 is a range of engines that meet the advanced Euro 6 emission standards. Although these standards won't be compulsory in Australia for some years, IVECO has introduced the technology earlier in keeping with the company's proactive environmental philosophy.

While the latest engine range offers lower emissions than its predecessor, the new E6 power plants also produce greater output than previous engines, while providing a fuel saving of up to 10 per cent compared to older models.



ENGINE	POWER	TORQUE
136EVID FIA 2.3 litre diesel with direct injection, intercooler and electronic-controlled variable geometry turbine (e-VGT)	100 kW (136 hp) @3,600 rpm	350 Nm @ 1,500 rpm
180EVID FIC 3.0 litre diesel with direct injection, intercooler and variable geometry turbo charger (VGT)	132 kW (180 hp) @3,500 rpm	430 Nm @ 1,500 rpm
210EVID FIC 3.0 litre diesel with direct injection, electronically-controlled variable geometry turbine (e-VGT) and intercooler	155 kW (210 hp) @3,500 rpm	470 Nm @ 1,500 rpm



EURO 6 AND ADBLUE

To meet Euro 6 emissions, Daily E6 employs SCR (Selective Catalytic Reduction) technology that uses urea solutions such as AdBlue – it's a system that's been widely used in medium and heavy duty trucks for many years.

AdBlue is injected into the hot exhaust stream and reacts with the harmful NOx (Nitrogen Oxides) to form harmless nitrogen and water vapour and keep emissions in check.

Daily E6 is equipped with a 20 litre (nominal) AdBlue tank capacity and it's estimated that the vehicle will consume three litres of AdBlue per 100 litres of diesel fuel depending on conditions, meaning the operator will only need to refill the AdBlue tank every seven or so tanks of diesel.***

*** Operators should note that to ensure emission compliance, if the AdBlue tank falls to less than 5 per cent, engine torque will be reduced by 25 per cent. In the unlikely event that the AdBlue is completely used, the vehicle will be limited to a maximum speed of 20 kilometres per hour. While IVECO is one of the pioneers in offering SCR technology in the light duty truck and van market, other manufacturers will eventually need to follow suit in the adoption of this technology.



ADBLUE IS WIDELY AVAILABLE AT PETROL STATIONS AND CAN ALSO BE PURCHASED IN CONTAINERS AND DRUMS OF VARIOUS SIZES FOR STORAGE AT HOME, DEPOT OR ON THE WORK SITE.

TRANSMISSION

DAILY E6 IS AVAILABLE IN TWO TRANSMISSION CHOICES – MANUAL OR FULL AUTOMATIC.

MANUAL

Operators using Daily E6 outside of urban and metropolitan environments, where minimal gear shifting is required, may opt for the 6-speed synchromesh overdrive manual. This transmission provides smooth engagement via the single dry plate, hydraulically-controlled clutch, while gear changes, using the ergonomically-designed, dash-mounted shifter, are light yet precise.

Depending on the Daily E6 model and engine combination selected, a variety of transmission ratios are available to best suit the application. Manual Daily E6 variants also receive a dashboard-mounted 'Eco Switch' which, when engaged, ensures power and torque are reduced to save fuel.



FULL AUTOMATIC

Drivers preferring the added convenience of a full automatic transmission can select the market-leading 8-speed Hi-Matic.

This transmission provides the operator with an effortless driving experience and seamless power delivery thanks to a self-adaptive shift strategy that results in correct gear selection and shifts that take less than 200 milliseconds. Thanks to its 8-speeds, the engine will always be operating at its optimal speed and efficiency.

The Hi-Matic can also be used as a sequential transmission allowing the driver to select the gears manually via the 'plus' and 'minus' positions, providing additional control should the road conditions or payload require it. Other benefits of the Hi-Matic include lower maintenance and repair costs, while an external oil cooler and 2-speed fan keep the unit cool in the hottest Australian conditions.

To assist in reducing fuel consumption, the Hi-Matic also features both 'Eco' and 'Power' modes. When 'Eco' is selected, the transmission reduces the engine's available torque and makes the horsepower curve more linear while 'Power' mode holds the vehicle in each gear for longer for even crisper acceleration if required.



ADVANCED SAFETY YOU CAN COUNT ON



SAFETY FEATURES EXPLAINED

Advanced Emergency Braking System: AEBS uses a bumper-mounted radar to detect a potential frontal collision and responds by autonomously applying the brakes to reduce the likelihood and severity of an accident.

City Brake*: Designed for use at low speeds in start and stop traffic, City Brake prefills the braking system for faster response if it detects an imminent collision. It also provides visual and acoustic warnings to the driver, and if no action is taken, will apply the brakes autonomously.

Adaptive Cruise Control: Automatically adjusts cruise control speed to keep a safe distance to the vehicle in front.

Queue Assist*: Ideal for slow moving, congested start and stop traffic, Queue Assist allows the Daily E6 to automatically accelerate and brake to a complete stop, increasing safety and reducing driver fatigue.*

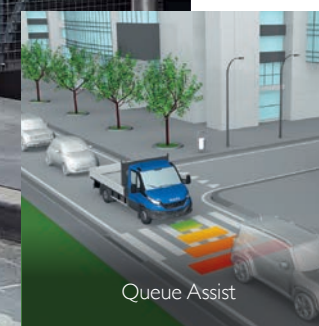
Lane Departure Warning System*: Uses a windscreen-mounted camera that recognises road markings to sound an alarm if the vehicle strays from its lane without the driver first signalling.

Crosswind Assist: Uses the Electronic Stability Program to help stabilise the vehicle if hit by sudden gusts of wind.

Hill Descent Control*: A cruise control function for downhill driving at low speed, enabling more control and a safer descent of steep hills.

Traction Plus*: Operates at up to 30 km/h and helps maintain traction on slippery surfaces by automatically braking the wheel that's losing grip, transferring the torque to the wheel with the best traction.

*Only available with Hi-Matic transmission
 *Available as part of Pack contents – see p 20.



Building on the outstanding safety credentials of its predecessors, Daily E6 adds even more new technologies, making it one of the safest van and light truck ranges available anywhere in the world.

In addition to front and rear disc brakes with ABS, and driver, passenger and curtain airbags, standard Daily E6 features also include an Advanced Emergency Braking System (AEBS), Adaptive Cruise Control and ESP9. For further safety, options such as Queue Assist, City Brake and Lane Departure Warning System (LDWS) are also available.

DAILY E6

'ESP' PROGRAM OVERVIEW

ABS (Anti-lock Braking System): Avoids wheel locking during heavy braking.

EBD (Electronic Brake-force Distribution): Shares the brake force between front and rear axles.

ESP (Electronic Stability Program): Brakes each wheel and controls the engine by reducing the number of revolutions if the vehicle becomes unstable.

ASR (Anti-Slip Regulator): Acts on the engine and the brakes preventing the drive wheels from skidding.

EUC (Enhanced Under-Steering Control): This function reduces understeering of the vehicle, reducing the average radius of curvature.

DTC (Drag Torque Control): Acts on engine speed to reduce the braking torque in release.

TSM (Trailer Sway Mitigation): Detects the presence of a trailer and adapts the ESP in order not to negatively influence the dynamics of the vehicle trailer system.

ALC (Adaptive Load Control): Recognises the longitudinal load distribution.

HHC (Hill Hold Control): Prevents dragging of the driving wheels caused by the engine brake; provides stability on releasing the throttle and helps maintain trajectory on bends.

HRB (Hydraulic Rear-wheel Boost): In case of emergency braking, it boosts the rear brake force to help reduce vehicle stopping distance.

HFC (Hydraulic Fading Compensation): Detects the fading conditions of the brakes, increasing the brake circuit pressure up to ABS intervention level.

RMI (Roll Movement Intervention): Mitigates dangerous roll-over situations during dynamic driving such as evasive manoeuvres, U-turns and similar.

ROM (Roll Over Mitigation): Extension of RMI by mitigating the chance of rollover at quasi-stationary manoeuvres such as motorway exits.

HIGH-LEVEL COMFORT AND PRACTICALITY

WITH DAILY E6, DRIVER COMFORT AND CABIN APPOINTMENTS ARE JUST AS HIGHLY REGARDED AS THE RANGE'S PRODUCTIVITY, FUNCTIONALITY AND PERFORMANCE.

In addition to the standard equipment you'd expect in a Daily including electric windows, heated and electrically adjustable mirrors, keyless entry/central locking, engine immobiliser and air-conditioning, the latest Daily E6 models introduce several impressive new benefits.



Optional automatic controlled air conditioning



TFT high definition instrument cluster



Steering wheel mounted controls

DAILY E6



Adjustable steering wheel



Optional tyre pressure monitoring system



Hi-Connect multimedia and navigation system

NEW INSTRUMENT DISPLAY AND INFOTAINMENT SYSTEM

There's a new, high resolution colour TFT instrument cluster that's easier to read and features seven dedicated screen menus and over 100 points of information, including Tyre Pressure Monitoring*.

There's also an optional new 'Hi-Connect' multimedia and navigation system with both Apple CarPlay and Android Auto, plus GPS by Tom Tom, Bluetooth and other functionality. Many of the system's functions can be accessed via controls mounted on the newly-designed steering wheel, which has a new, asymmetric shape for improved ergonomics.

*Available as part of Pack contents – see p 20.

COMFORT AND CONVENIENCE

For added practicality, Daily E6 adopts a dash-mounted electronic parking brake, providing additional space and easier movement around the cabin. The new park brake also engages automatically at key-off and disengages once the driver's seat belt is on, the key is on and 'drive' selected (neutral for manual models).

Also aiding convenience is the optional cordless inductive charging for mobile phones and other devices, while innovative storage solutions throughout the cabin provide plenty of room to stow personal protective equipment and other equipment along with documents.

On the comfort front, a heated and suspended fully adjustable driver's seat is now standard across the range (standard for front passengers on Daily E6 Dual Cab Chassis, and optional for front passengers on other models). The seat also features multiple points of adjustment with lumbar support and an armrest. Those running work crews will also appreciate the second row seating of the Daily E6 Dual Cab Chassis, which can accommodate up to four adults.

The cabin exterior has also been updated and includes striking new grilles and optional automatic full LED headlights that increase lighting performance by up to 12 per cent* while increasing the driver's light perception by up to 15 per cent*. A further benefit is that, unlike traditional globes, the LEDs will not need replacing. For greater convenience, Daily E6 is now also available with automatic windscreen wipers*.

For added efficiency, Daily E6 has adopted a three-piece bumper. If damaged, this allows any of the three sections to be replaced individually, reducing costs for owners. A 'run lock' function also allows the operator to exit the vehicle with the key to make drop-offs while the engine is still running. This is a particularly useful function for applications such as refrigerated transport, as the cooler stays operational.

*Versus the prior model. †Optional



Electronic parking brake



Optional Inductive phone charging†



Heated and suspended fully adjustable driver's seat



Optional Full LED headlights



Lane departure warning camera

MORE CHOICE WITH OPTION PACKS

Depending on the needs of your business and the job at hand, prospective Daily E6 owners can select from four optional upgrade packs, allowing them to more efficiently tailor a specification package to best suit their needs. These packs are available for both van and cab chassis models and include the 'Hi-Business Pack', 'Hi-Comfort Pack', 'Hi-Technology Pack – Automatic Transmission' and 'Hi-Technology Pack – Manual Transmission'

HI-BUSINESS PACK

- Hi-Connect multimedia system and GPS navigation
- Open storage with inductive plus USB charge
- Fog lights
- Reverse camera (van models only)



FOG LIGHTS



INDUCTIVE CHARGE

HI-COMFORT PACK

- Automatic controlled air conditioning
- Leather covered steering wheel
- Tyre Pressure Monitoring System
- Automatic wipers and headlights control




LEATHER COVERED STEERING WHEEL



AUTOMATIC CONTROLLED AIR CONDITIONING

HI-TECHNOLOGY PACK – AUTOMATIC TRANSMISSION

- Queue Assist
- Lane Departure Warning System
- City Brake
- Traction Plus and Hill Descent
- Automatic high beam control



ECO SWITCH



LANE DEPARTURE WARNING

HI-TECHNOLOGY PACK – MANUAL TRANSMISSION

- Lane Departure Warning System
- City Brake
- Traction Plus and Hill Descent
- Automatic high beam control



TRACTION PLUS AND HILL DESCENT



AUTOMATIC HIGH BEAM CONTROL

If preferred, owners can also further customise their new Daily E6 by selecting from a wide list of individual options including rear differential lock, rear airbag suspension, PTO and a body builder expansion module, for those looking to fit more complex bodies. Please refer to Daily E6 specification sheets for full details.

SUMMARY DIMENSIONS AND WEIGHTS



VAN	
VOLUMES m ³	7.3, 9, 12, 16, 18, 19.6
GVM kg	3,800, 4,495, 5,200, 7,000
GCM kg	7,000, 7,995, 8,700
PAYLOAD kg	1,359 to 1,635 (35S) 1,752 to 1,942 (50C) 3,924 to 3,977 (70C)
WHEELBASES mm	3,000, 3,520, 4,100
INTERNAL HEIGHT mm	1,545 (H1), 1,900 (H2), 2,100 (H3)
BRAKED TOWING kg	3,200, 3,500
ENGINES	136EVID: 100 kW (136 hp) / 350 Nm 180EVID: 132 kW (180 hp) / 430 Nm 210EVID: 155 Kw (210 hp) / 470 Nm
TRANSMISSIONS	6-Speed Synchromesh Overdrive Manual 8-Speed H-Matic Full Automatic

Please refer to Daily E6 specification sheets for full details.

DAILY E6



SERVICE, WARRANTY AND MAINTENANCE – PEACE OF MIND FOR YOUR BUSINESS

CAB CHASSIS – SINGLE AND DUAL CAB

GVM kg	4,495, 5,200, 7,000, 7,200
GCM kg	7,995, 8,700, 10,500, 10,700
PAYLOAD* kg	2,305 to 2,394 (50C) 2,128 to 2,175 (50C Dual Cab) 4,572 to 4,755 (70C) 4,275 to 4,354 (70C Dual Cab)
WHEELBASES mm	3,000, 3,450, 3,750, 4,100, 4,350, 4,750, 5,100
BRAKED TOWING kg	3,500
ENGINES	180EVID: 132 kW (180 hp) / 430 Nm 210EVID: 155 Kw (210 hp) / 470 Nm
TRANSMISSIONS	6-Speed Synchromesh Overdrive Manual 8-Speed H-Matic Full Automatic

Please refer to Daily E6 specification sheets for comprehensive details.

*Cab chassis payload will vary depending on the body fitted

Daily E6 is backed by a standard comprehensive 3 year/200,000 kilometre warranty with additional extended warranty options of up to 5 years/300,000 kilometres available at extra cost.

Models are supported nationwide by a Dealer Network of over 60 outlets including parts and service facilities, ensuring professional backup whether close or far from home.

IVECO MAINTENANCE AGREEMENTS

To aid budgetary control of vehicle maintenance, IVECO offers a range of tailored service packages designed to maximise vehicle uptime by providing owners with total flexibility to develop a maintenance regime to best suit their needs. For a fixed monthly fee, owners can be assured their vehicle servicing is taken care of without the stress of needing to find additional funds at the time of servicing. In the unlikely event of a break-down, IVECO's Customer Care Centre can be contacted on 1800 4 IVECO (1800 448 326). The Customer Care Centre will place you in contact with the nearest IVECO Dealer should assistance be required.



CONVENIENT FINANCE WITH CNH INDUSTRIAL CAPITAL

IVECO offers a range of attractive and convenient financing solutions through its in-house financier, CNH Industrial Capital. This financier exclusively provides finance for the CNH Industrial brands (IVECO, Case IH, CASE Construction, New Holland Agriculture and New Holland Construction).





IVECO

Your partner for sustainable transport

iveco.com.au